



# Music & Movement at SJKP!

## Cecelia Futo

### Music and Movement Instructor



<b>Focus</b>	I can sort instruments into categories as woods, metals, drums, shakes/scrapes I can tell what instrument is playing by its sound. (timbre) I can keep a steady beat while playing my instrument and singing.
<b>Vocabulary</b>	steady beat names of unpitched percussion instruments
<b>Standards</b>	MU:Cr1.1.PKa: With substantial guidance, explore and experience a variety of music. MU:Cr2.1.PKa: With substantial guidance, explore favorite musical ideas (such as movements, vocalizations, or <u>instrumental accompaniments</u> ). MU:Pr4.2.PKa: With substantial guidance, explore and demonstrate awareness of musical contrasts. (“Play and Stop”) MU:Pr6.1.PKa: With substantial guidance, perform music with expression.

#### **MusicPlay Lesson:** <https://musicplayonline.com/modules/at-home-instrument-kit-lesson/>

After clicking on the link, follow the lesson by scrolling down the page. Learn all about woods, metals, drums, and shakers/scrapes by coloring the “Instrument Sort” worksheet. Then, create instruments using household items. These will go in your “Instrument Kit”! Try playing the “Mystery Box” game – it’s tricky, but I know you can do it! Finally, use your homemade instruments to play and sing along with the “Play and Stop” song. Be sure to play when the music says “play” and stop when the music says “stop”! 😊

#### **Interactive Experience:** <https://pbskids.org/peg/games/pegs-parade>

Add Peg + Cat characters to your marching band in this interactive experience!

#### **Literature Connection:** <https://www.youtubekids.com/watch?v=YdiGEjz5b0Q>

Watch “The Very Quiet Cricket” by Eric Carle to see sound (“play”) vs. silence (“stop”) in action!

#### **Math Connection:** [https://www.youtubekids.com/watch?v=2S\\_fbCGwOM](https://www.youtubekids.com/watch?v=2S_fbCGwOM)

Watch “The Ants go Marching” and practice your counting skills!

**24/7 Learning:** We practice keeping a steady beat every time we sing – we stamp/stomp, pat (also known as “patsch”), clap, and snap! Sing a song to your parents at home showing how to keep the steady beat. Ask your parents if they can keep a steady beat with you. 😊



stamp



pat



clap



snap

# Music lessons

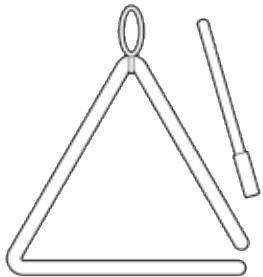
## Instrument Sort Worksheet

Kindergarten and Grade 1 Worksheet Page

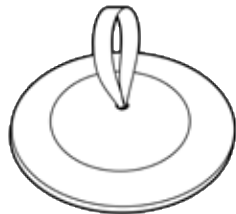
I can...distinguish among the sounds of common musical instruments.

I can...sort instruments into categories such as Woods, Metals, Drums, and Shakers.

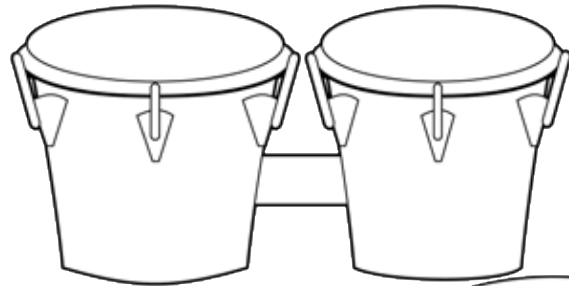
Directions: Color the instrument pictures on the student page and print the name of the "family."



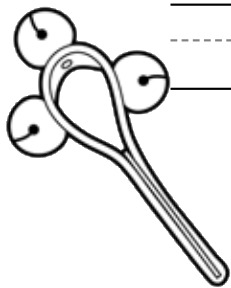
triangle



finger cymbals



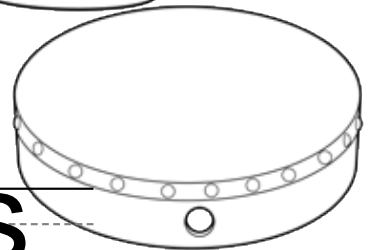
bongo



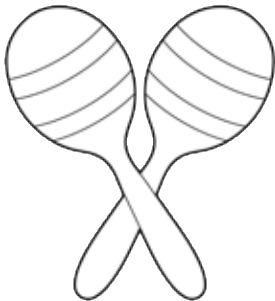
bells

metals

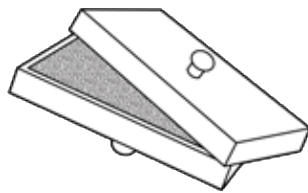
drums



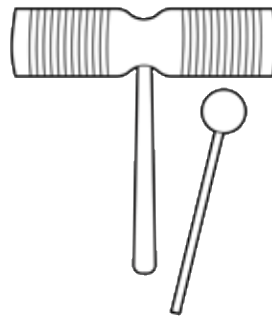
hand drum



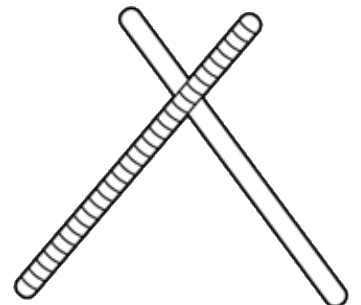
maracas



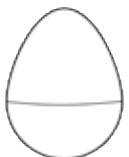
sandpaper blocks



tone block



rhythm sticks



egg shakers

shakes

scraper

woods